



Bureau of Labor Statistics > Data Tools

Databases, Tables & Calculators by Subject

On This Page:

- [» Inflation & Prices](#)
[» Employment](#)
[» Unemployment](#)
[» Employment Projections](#)
[» Pay & Benefits](#)
[» Spending & Time Use](#)
- [» Productivity](#)
[» Workplace Injuries](#)
[» Occupational Requirements](#)
[» Regional Resources](#)
[» International](#)
- [» Series Report](#)
[» Historical News Release Tables](#)
[» Maps](#)
[» Calculators](#)
[» Public Data API](#)

Inflation & Prices













Database Name	Special Notice	Top Picks	Data Finder	One Screen	Multi-Screen	Tables	Text Files
Prices - Consumer							
All Urban Consumers (Current Series) (Consumer Price Index - CPI)							
Urban Wage Earners and Clerical Workers (Current Series) (Consumer Price Index - CPI)							
All Urban Consumers (Chained CPI) (Consumer Price Index - CPI)							
Average Price Data (Consumer Price Index - CPI)							
Prices - Producer							
Industry Data (Producer Price Index - PPI)							
Commodity Data including "headline" FD-ID indexes (Producer Price Index - PPI)							
Prices - International							
Import/Export Price Indexes (International Price Program - IPP)							

Employment




Database Name	Special Notice	Top Picks	Data Finder	One Screen	Multi-Screen	Tables	Text Files
Monthly							
Employment, Hours, and Earnings - National (Current Employment Statistics - CES)							
Employment, Hours, and Earnings - State and Metro Area (Current Employment Statistics - CES)							
Labor Force Statistics (Current Population Survey - CPS)							
Job Openings and Labor Turnover Survey (JOLTS)							
Quarterly							
State and County Employment and Wages (Quarterly Census of Employment & Wages - QCEW)							
Business Employment Dynamics (BDM)							
Annual & Other							

Occupational Employment and Wage Statistics (OEWS)						
American Time Use Survey (ATUS)						
Union Affiliation Data (Current Population Survey - CPS)						
Marital and family labor force statistics (Current Population Survey - CPS)						
Employment Projections						
National Longitudinal Surveys (NLS) (National Longitudinal Survey of Youth 1979 – NLSY79) (National Longitudinal Survey of Youth 1997 – NLSY97)						
























Unemployment

Database Name	Special Notice	Top Picks	Data Finder	One Screen	Multi-Screen	Tables	Text Files
Rates & Levels							
Labor Force Statistics including the National Unemployment Rate (Current Population Survey - CPS)							
Local Area Unemployment Statistics (LAUS)	 SPECIAL NOTICE						

Employment Projections




























Database Name	One Screen
Occupational Projections Data 2021 and projected 2031 employment, job openings, education, training, and wages	
National Employment Matrix - Occupation Detailed industries where each occupation is employed	
National Employment Matrix - Industry Detailed occupations employed in each industry	

Pay & Benefits











Database Name	Special Notice	Top Picks	Data Finder	One Screen	Multi-Screen	Tables	Text Files
Pay							
Modeled Wage Estimates							
Employment Cost Index							
NAICS-SOC basis (2001-Present)							
Employer Costs for Employee Compensation							
NAICS-SOC basis (2004-Present)							
Benefit Incidence & Provisions							
National Compensation Survey - Benefits (Beginning with 2010 data)*							

*2007 to 2009 benefits data are not available in the National Compensation Survey data base.
For data during these years, see the [Benefits publication archive](#).



















Work Stoppages

Work Stoppages Data							
Pay (from an Employment Survey)							
Weekly & Hourly Earnings (Current Population Survey - CPS)							
Occupational Employment and Wage Statistics (OEWS)							
Earnings - National (Current Employment Statistics - CES)							
State and County Employment and Wages (Quarterly Census of Employment & Wages - QCEW)							




















Spending & Time Use

Database Name	Special Notice	Top Picks	Data Finder	One Screen	Multi-Screen	Tables	Text Files
Spending							
Consumer Expenditure Survey (CE)							
Time Use							
American Time Use Survey (ATUS)							

Productivity

Database Name	Special Notice	Top Picks	Data Finder	One Screen	Multi-Screen	Tables	Text Files
Productivity							
Major Sector Quarterly Labor Productivity and Costs							
Major Sector and Major Industry Total Factor Productivity							
Detailed Industry Productivity (Labor, Total Factor, and State Labor)							

Workplace Injuries

Database Name	Special Notice	Top Picks	Data Finder	One Screen	Multi-Screen	Tables	Text Files
Workplace Injuries & Illnesses							
Occupational Injuries and Illnesses and Fatal Injuries Profiles							
Census of Fatal Occupational Injuries (2011 forward)							
Nonfatal cases involving days away from work: selected characteristics (2011 forward)							
Occupational Injuries and Illnesses: Industry Data (2014 forward)							

Occupational Requirements

Database Name	Special Notice	Top Picks	Data Finder	One Screen	Multi-Screen	Tables	Text Files
Occupational Requirements							

Occupational Requirements Survey




Regional Resources

Database Name	Special Notice	Top Picks	Tables
Regional Top-Picks, Tables, and Text Files			
New England Information Office (Boston, MA)	SPECIAL NOTICE	TOP PICKS	TABLES
New York-New Jersey Information Office (New York, NY)	SPECIAL NOTICE	TOP PICKS	TABLES
Mid-Atlantic Information Office (Philadelphia, PA)	SPECIAL NOTICE	TOP PICKS	TABLES
Southeast Information Office (Atlanta, GA)	SPECIAL NOTICE	TOP PICKS	TABLES
Midwest Information office (Chicago, IL)	SPECIAL NOTICE	TOP PICKS	TABLES
Southwest Information Office (Dallas, TX)	SPECIAL NOTICE	TOP PICKS	TABLES
Mountain-Plains Information Office (Kansas City, MO)	SPECIAL NOTICE	TOP PICKS	TABLES
Western Information Office (San Francisco, CA)	SPECIAL NOTICE	TOP PICKS	TABLES

International






Database Name	Special Notice	Top Picks	Data Finder	One Screen	Multi-Screen	Tables	Text Files
Prices - International							
Import/Export Price Indexes (International Price Program - IPP)							

Series Report



Series Report	
<p>Provides experienced users of BLS data with one of the quickest form of access to BLS time series data on our website. As input, the Series Report application requires a Series ID and date range.</p>	

Historical News Release Tables



Table Name	News Release Tables
Historical 'A' Tables (Household data): Previous years and months	
Employment Situation News Release (monthly) Current Population Survey (CPS)	
Historical 'B' Tables (Establishment data): Previous years and months	
Employment Situation News Release (monthly) Current Employment Statistics (CES)	
Weekly Earnings Tables: Previous quarters	
Usual Weekly Earnings of Wage and Salary Workers News Release (quarterly) Current Population Survey (CPS)	
Union Affiliation Tables: Previous years	

Union Members News Release (annual) Current Population Survey (CPS)	
Access to Historical Data Series by Subject: Previous years and months	
Browse labor force, employment, unemployment, and other data by subject Current Population Survey (CPS)	
American Time Use Survey (ATUS) Historical News Release Tables	
American Time Use Survey (ATUS) Results	
Historical 'A-1' Tables	
Time spent in detailed primary activities, and percent of the civilian population engaging in each activity, averages per day American Time Use Survey (ATUS)	
Historical 'A-2' Tables	
Time spent in detailed primary activities, and percent of the civilian population engaging in each activity, averages per day on weekdays and weekend days American Time Use Survey (ATUS)	


Create Customized Maps

	Create Customized Maps	Maps
Mapping Unemployment Rates (States and Counties)		
QCEW State and County Maps		

Calculators

	Calculator Name	Calculator
Inflation		
Easily find out how the buying power of the dollar has changed over the years using the inflation calculator.		
Injury and Illness		
Allows users to calculate injury and illness incidence rates for their specific establishment or firm and to compare them with the averages for the Nation, for States, and for the industry in which the establishment is found.		

Public Data Application Programming Interface (API)

	Public Data API	API
The BLS Public Data API gives the public access to raw economic data from all BLS programs		

Related Links

- [Available Data Retrieval Tools](#)
- [Available Customized Tables](#)