






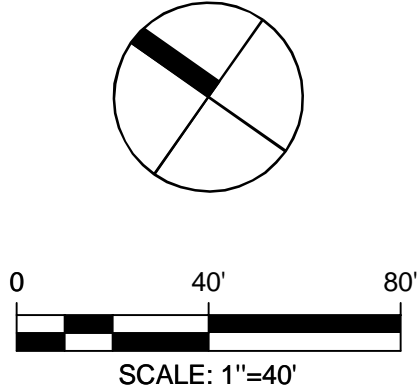


LEGEND

CONSTRUCTION ENTRANCE		CULVERT	
STAGING AREA		STREAM CHANNEL	
LIMIT OF DISTURBANCE		POWER LINE/POLE/GUY WIRE	
ITEMS TO BE DEMO'D			



CONTRACT NO.

	REFERENCE DRAWINGS				REVISIONS	
	NUMBER	TITLE	DATE	NUM	DESCRIPTION	
DESIGNED _____						
DRAWN _____						
CHECKED _____						
APPROVED _____						



WASHINGTON METROPOLITAN AREA TRANSIT AUTHORITY

OFFICE OF CAPITAL PROGRAM DELIVERY
ENGINEERING AND ARCHITECTURE

SUBMITTED BY: _____ DATE _____ WMATA APPROVED _____ DATE _____

WALHONDING TRESTLE
DEMOLITION, CONSTRUCTION ENVELOPE

SCALE	DRAWING NO.	SHEET NO.
AS SHOWN		