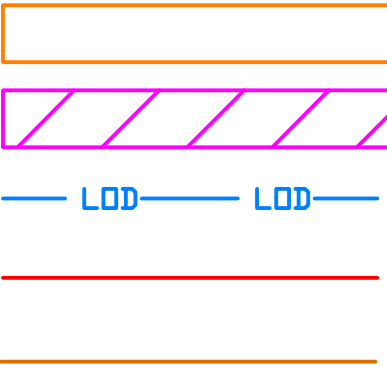
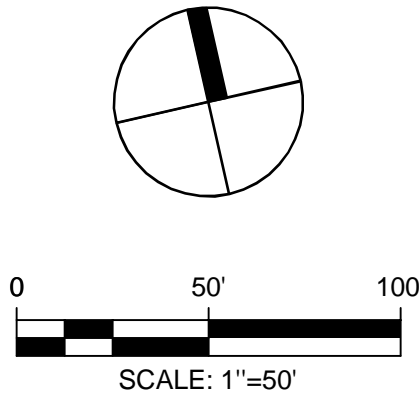



LEGEND

CONSTRUCTION ENTRANCE
STAGING AREA
LIMIT OF DISTURBANCE
ITEMS TO BE DEMO'D
EXIST. SANITARY LINE
(DASHED IS ASSUMED)



CULVERT
STREAM CHANNEL
POWER LINE/POLE/GUY WIRE



DESIGNED _____ DATE _____
DRAWN _____ DATE _____
CHECKED _____ DATE _____
APPROVED _____ DATE _____

REFERENCE DRAWINGS			REVISIONS		
NUMBER	TITLE	DATE	NUM	DESCRIPTION	



WASHINGTON METROPOLITAN AREA TRANSIT AUTHORITY

OFFICE OF CAPITAL PROGRAM DELIVERY
ENGINEERING AND ARCHITECTURE

SUBMITTED BY: _____ DATE _____ WMATA APPROVED _____ DATE _____

WILSON LANE TRESTLE
DEMOLITION, CONSTRUCTION ENVELOPE

SCALE AS SHOWN	DRAWING NO.	SHEET NO.
-------------------	-------------	-----------

CONTRACT NO.