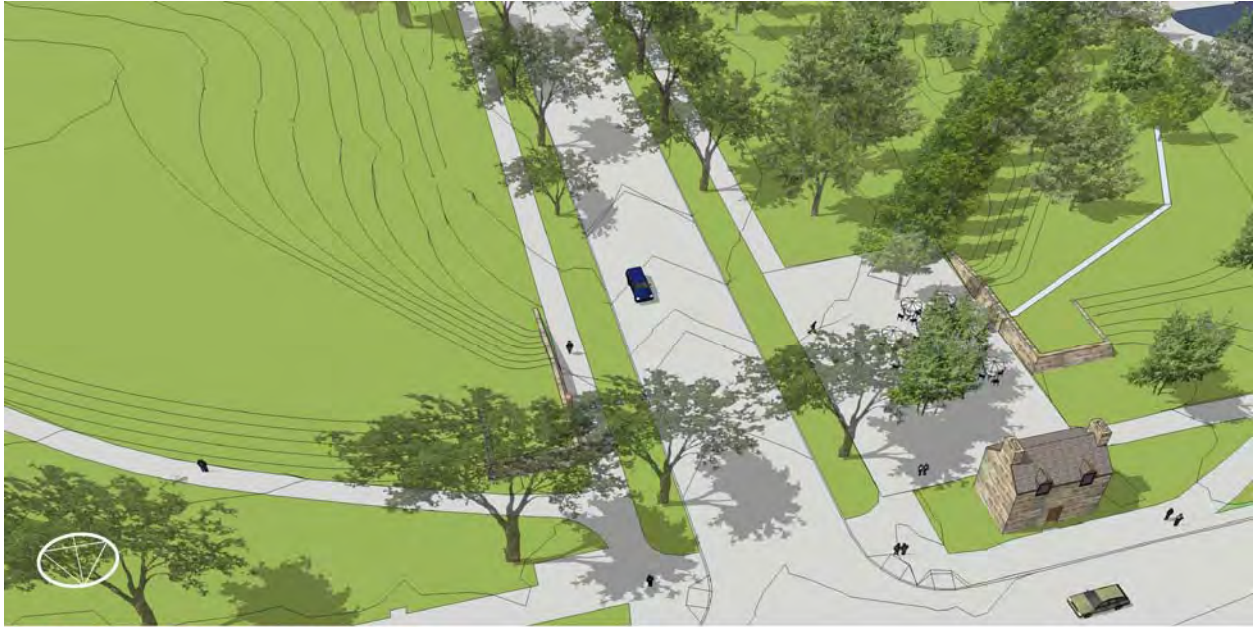


Figure C.54 – 2B Gate Wall Rendering, Phase 2



Figure C.55 – 2B Gate Wall Perspectives, Phase 2



Alternative 2B: Aerial Oblique - Phase II With Tree Canopy



Alternative 2B: Aerial Oblique - Phase II Without Tree Canopy

Figure C.56 – 2B Gate Wall Sections, Phase 2



Figure C.57 – 2B Gate Wall View A, Phase 2



Alternative 2B: View A - Phase II



Alternative 2B: View A - Existing Conditions

Figure C.58 – 2B Gate Wall View B, Phase 2



Alternative 2B: View B - Phase II



Alternative 2B: View B - Existing Conditions

Figure C.59 – 2B Gate Wall View C, Phase 2



Alternative 2B: View C - Phase II



Alternative 2B: View C - Existing Conditions

Figure C.60 – 2B Gate Wall View D, Phase 2



Alternative 2B: View D - Phase II



Alternative 2B: View D - Existing Conditions

Figure C.61 – Constitution Garden Walls Site Plan, Phase 1

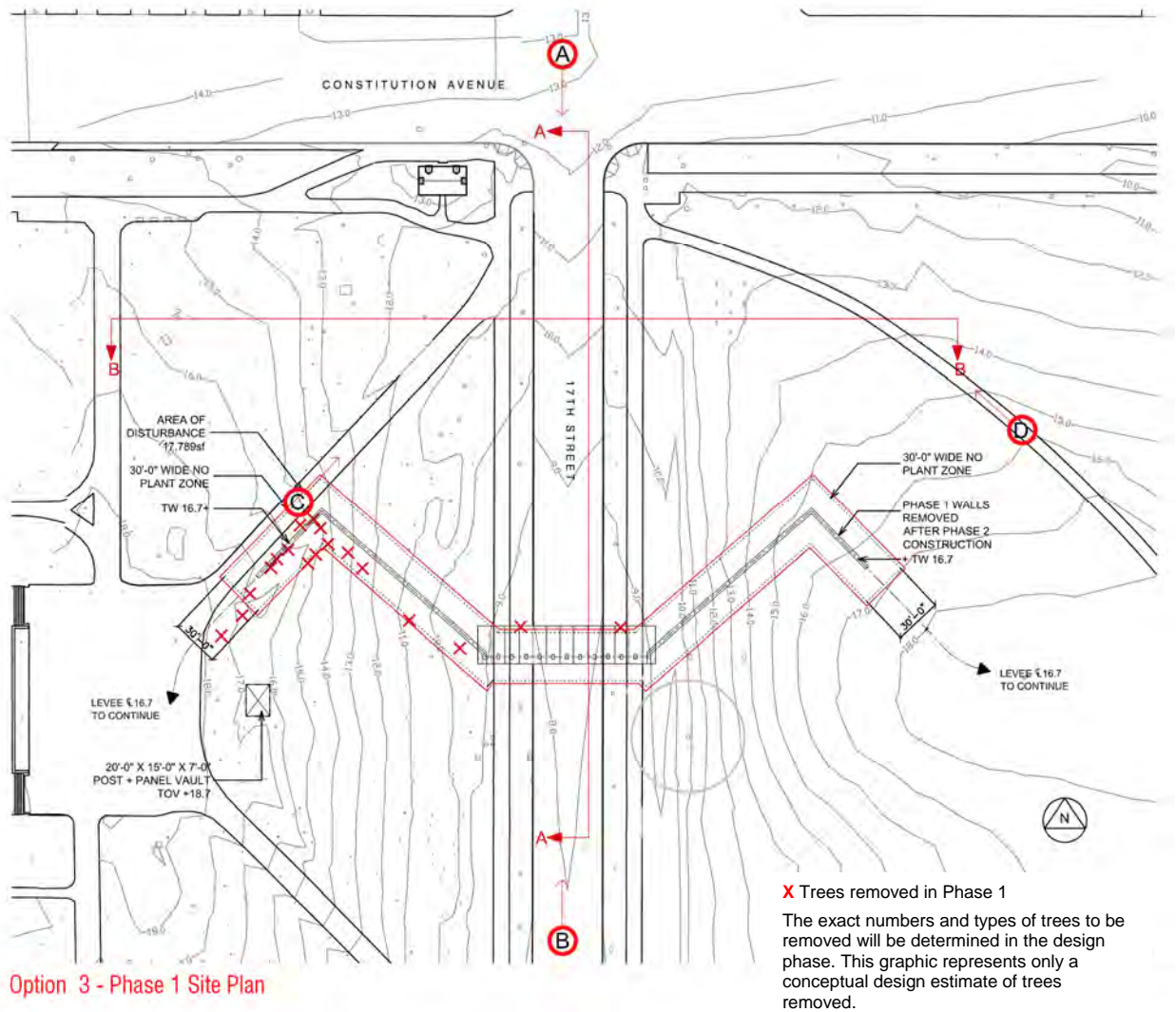
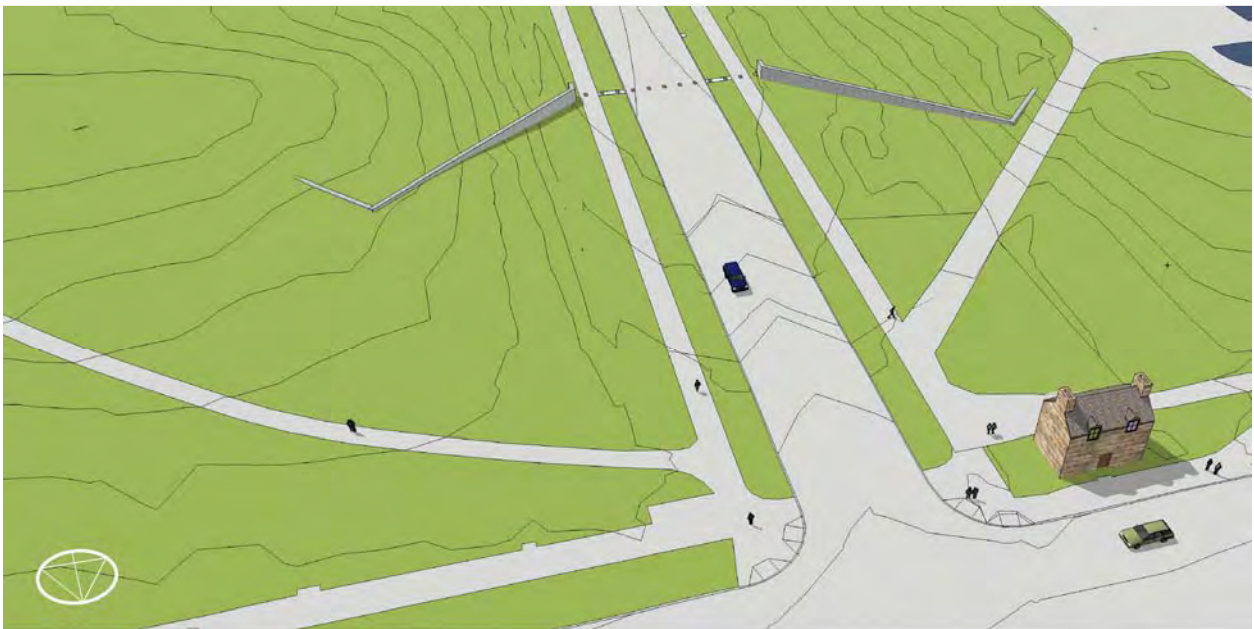


Figure C.62 – Constitution Garden Walls Perspectives, Phase 1



Alternative 3: Aerial Oblique - Phase I With Tree Canopy



Alternative 3: Aerial Oblique - Phase I Without Tree Canopy

Figure C.63 – Constitution Garden Walls Sections, Phase 1



Figure C.64 – Constitution Garden Walls View A, Phase 1



Alternative 3: View A - Phase I



Alternative 3: View A - Existing Conditions

Figure C.65 – Constitution Garden Walls View B, Phase 1



Alternative 3: View B - Phase I



Alternative 3: View B - Existing Conditions

Figure C.66 – Constitution Garden Walls View C, Phase 1



Alternative 3: View C - Phase I



Alternative 3: View C - Existing Conditions

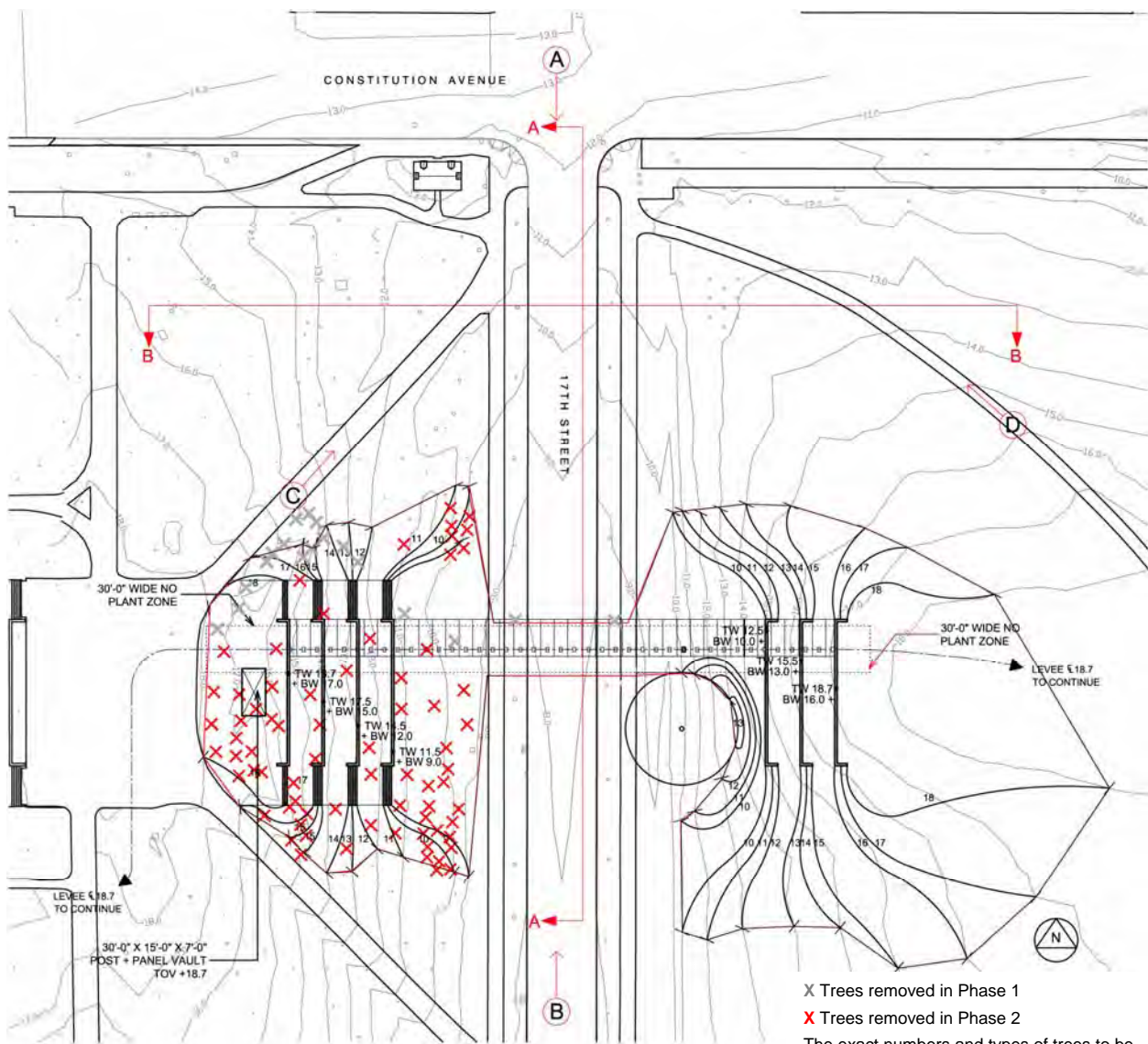
Figure C.67 – Constitution Garden Walls View D, Phase 1



Alternative 3: View D - Phase I



Alternative 3: View D - Existing Conditions

Figure C.68 – Constitution Garden Walls Site Plan, Phase 2**Legend for Model Views**

- (A)** View South
- (B)** View North
- (C)** View East
- (D)** View West

X Trees removed in Phase 1

✗ Trees removed in Phase 2

The exact numbers and types of trees to be removed will be determined in the design phase. This graphic represents only a conceptual design estimate of trees

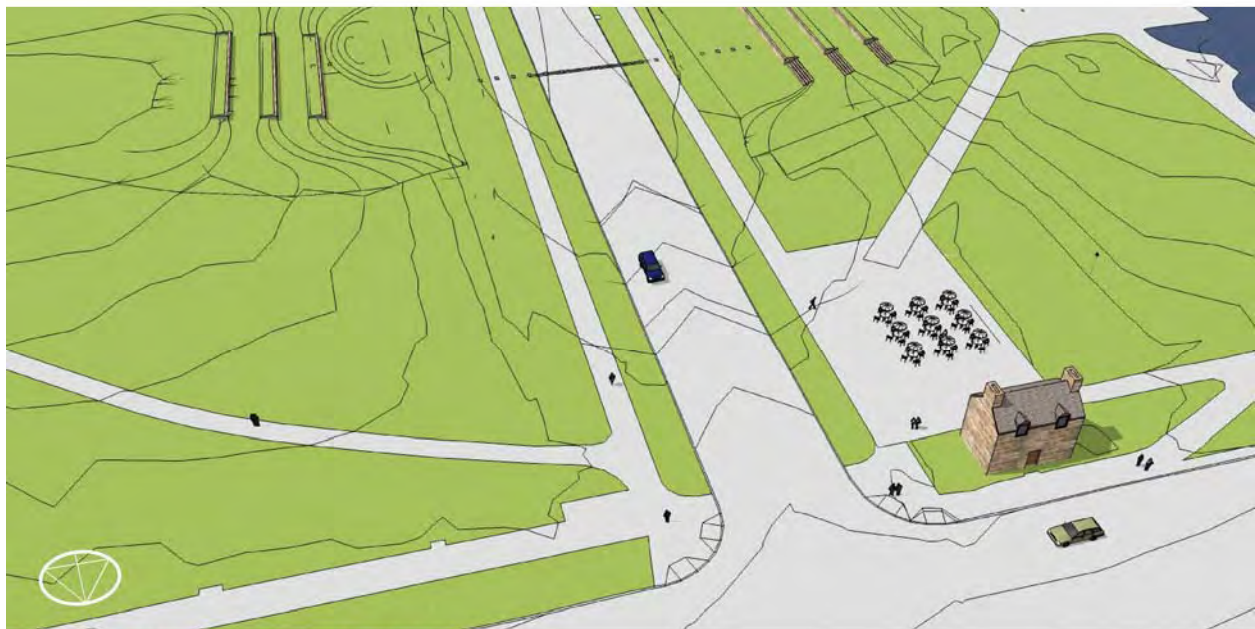
Figure C.69 – Constitution Garden Walls Rendering, Phase 2



Figure C.70 – Constitution Garden Walls Perspectives, Phase 2



Alternative 3: Aerial Oblique - Phase II With Tree Canopy



Alternative 3: Aerial Oblique - Phase II Without Tree Canopy

Figure C.71 – Constitution Garden Walls Sections, Phase 2



Figure C.72 – Constitution Garden Walls View A, Phase 2



Alternative 3: View A - Phase II



Alternative 3: View A - Existing Conditions

Figure C.73 – Constitution Garden Walls View B, Phase 2



Alternative 3: View B - Phase II



Alternative 3: View B - Existing Conditions

Figure C.74 – Constitution Garden Walls View C, Phase 2



Alternative 3: View C - Phase II



Alternative 3: View C - Existing Conditions

Figure C.75 – Constitution Garden Walls View D, Phase 2



Alternative 3: View D - Phase II



Alternative 3: View D - Existing Conditions

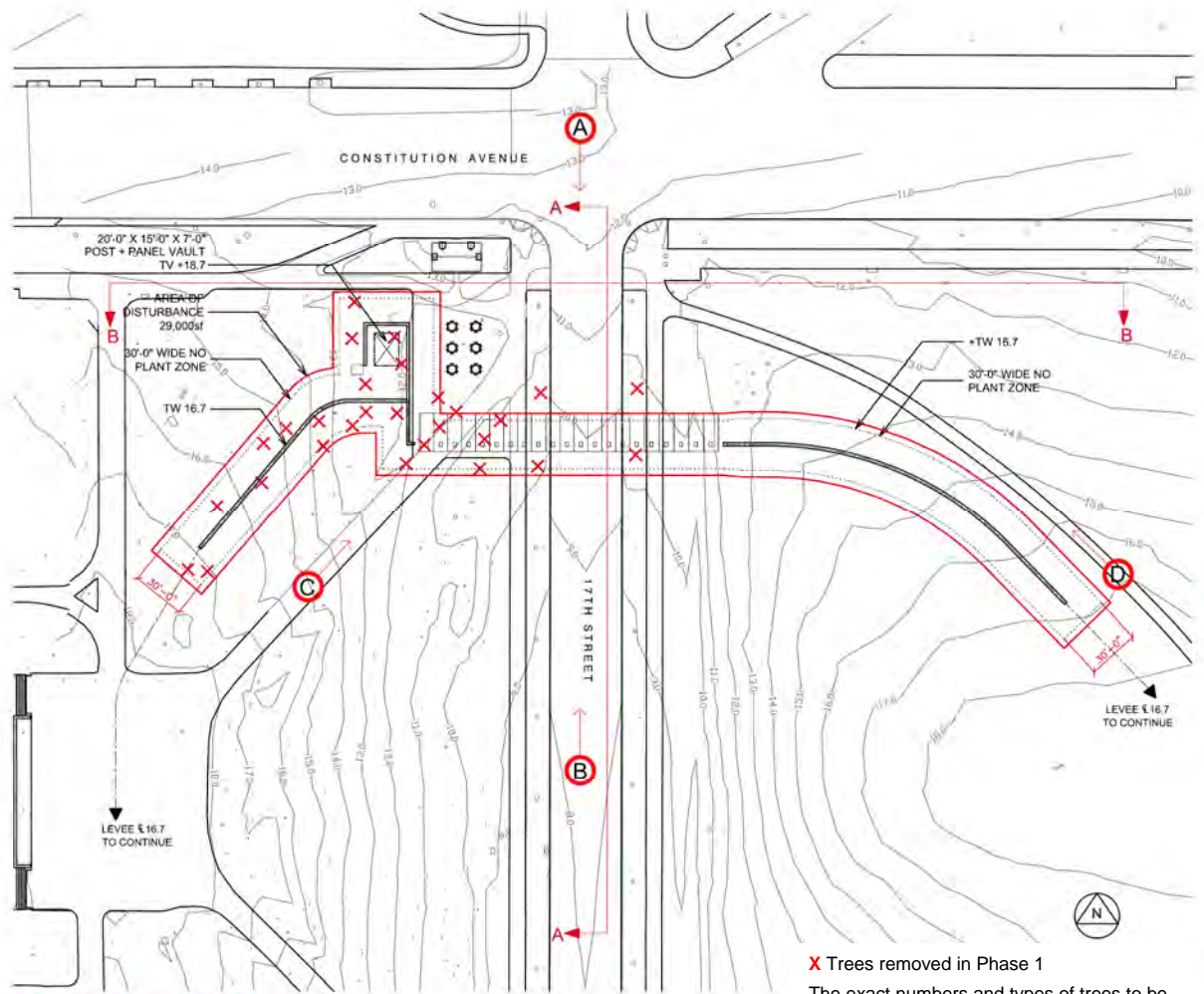
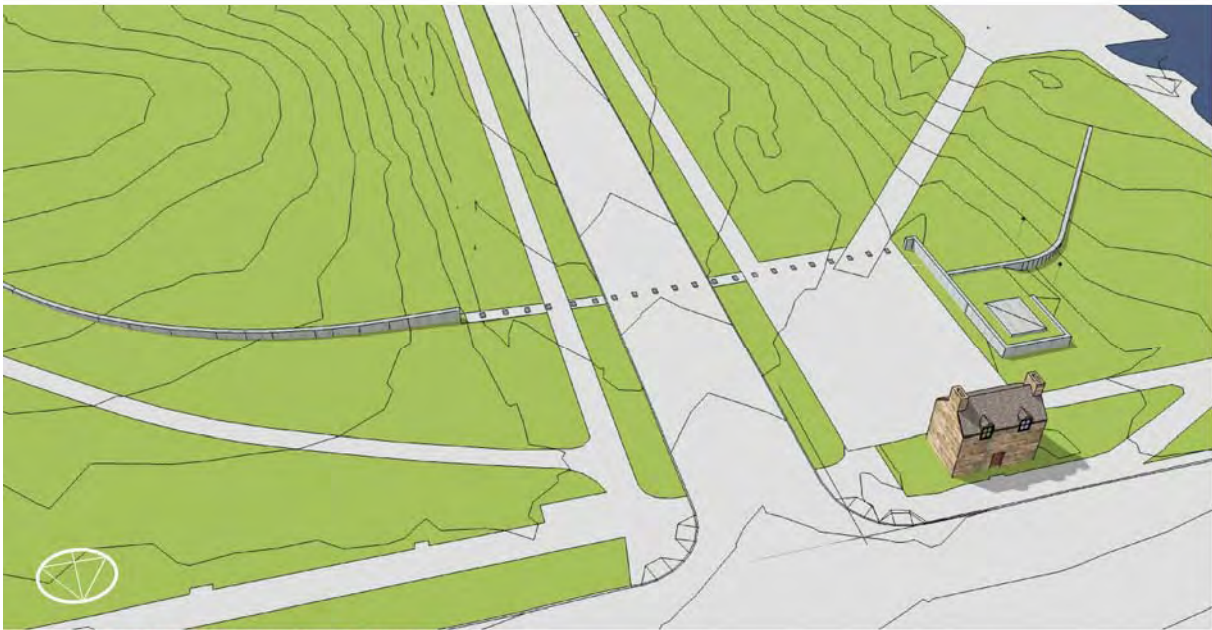
Figure C.76 – Hybrid Site Plan, Phase 1

Figure C.77 – Hybrid Perspectives, Phase 1



Alternative 4: Aerial Oblique - Phase I With Tree Canopy



Alternative 4: Aerial Oblique - Phase I Without Tree Canopy

Figure C.78 – Hybrid Sections, Phase 1



Figure C.79 – Hybrid View A, Phase 1



Alternative 4: View A - Phase I



Alternative 4: View A - Existing Conditions

Figure C.80 – Hybrid View B, Phase 1



Alternative 4: View B - Phase I



Alternative 4: View B - Existing Conditions

Figure C.81 – Hybrid View C, Phase 1



Alternative 4: View C - Phase I



Alternative 4: View C - Existing Conditions

Figure C.82 – Hybrid View D, Phase 1



Alternative 4: View D - Phase I



Alternative 4: View D - Existing Conditions

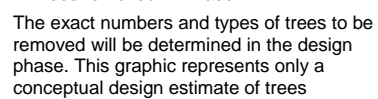


Figure C.84 – Hybrid Rendering, Phase 2



Figure C.85 – Hybrid Perspectives, Phase 2



Alternative 4: Aerial Oblique - Phase II With Tree Canopy



Alternative 4: Aerial Oblique - Phase II Without Tree Canopy

Figure C.86 – Hybrid Sections, Phase 2



Figure C.87 – Hybrid View A, Phase 2



Alternative 4: View A - Phase II



Alternative 4: View A - Existing Conditions

Figure C.88 – Hybrid View B, Phase 2



Alternative 4: View B - Phase II



Alternative 4: View B - Existing Conditions

Figure C.89 – Hybrid View C, Phase 2



Alternative 4: View C - Phase II



Alternative 4: View C - Existing Conditions

Figure C.90 – Hybrid View D, Phase 2



Alternative 4: View D - Phase II



Alternative 4: View D - Existing Conditions

Figure C.91 – Alternative 3B Site Plan, Phase 1

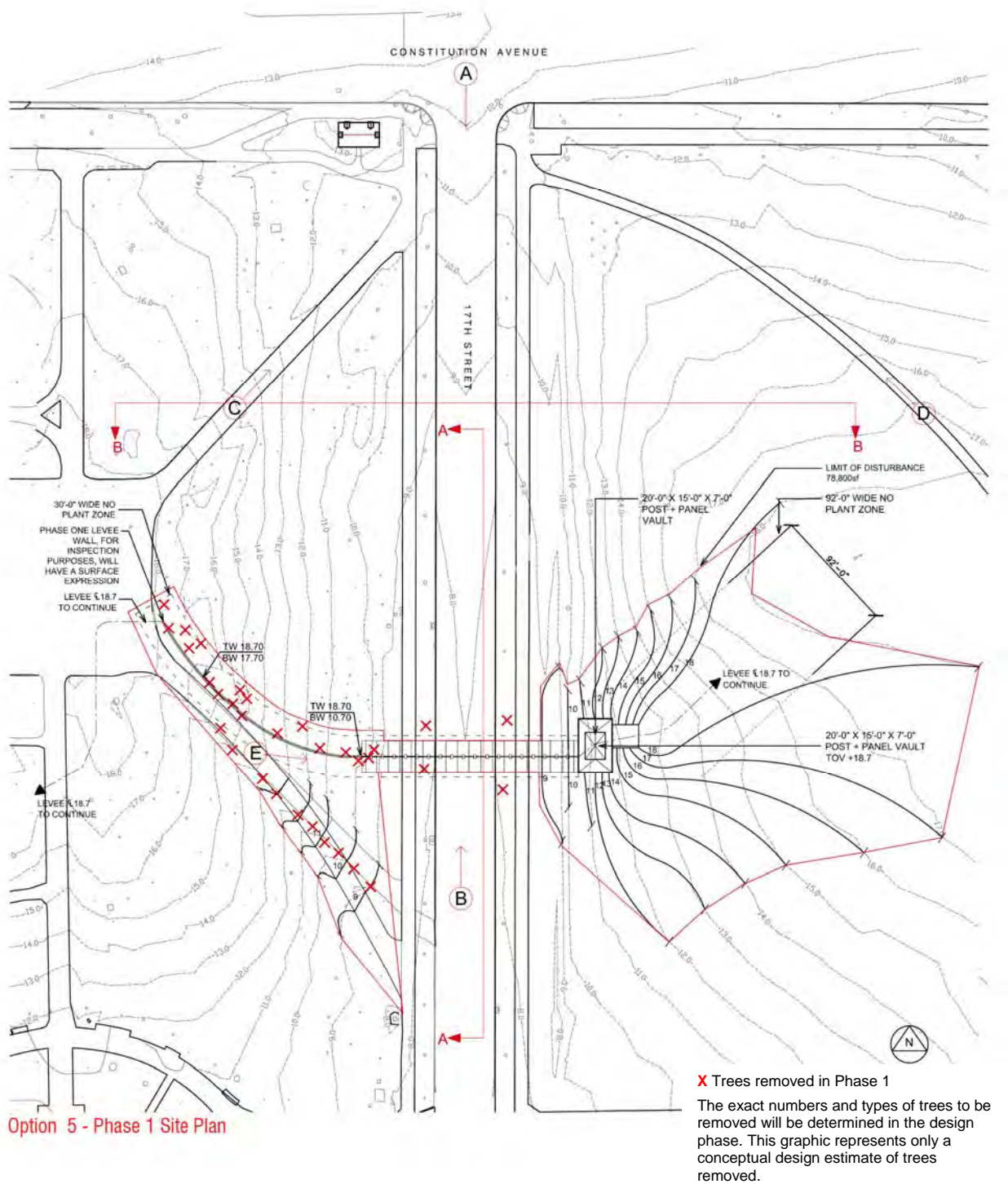
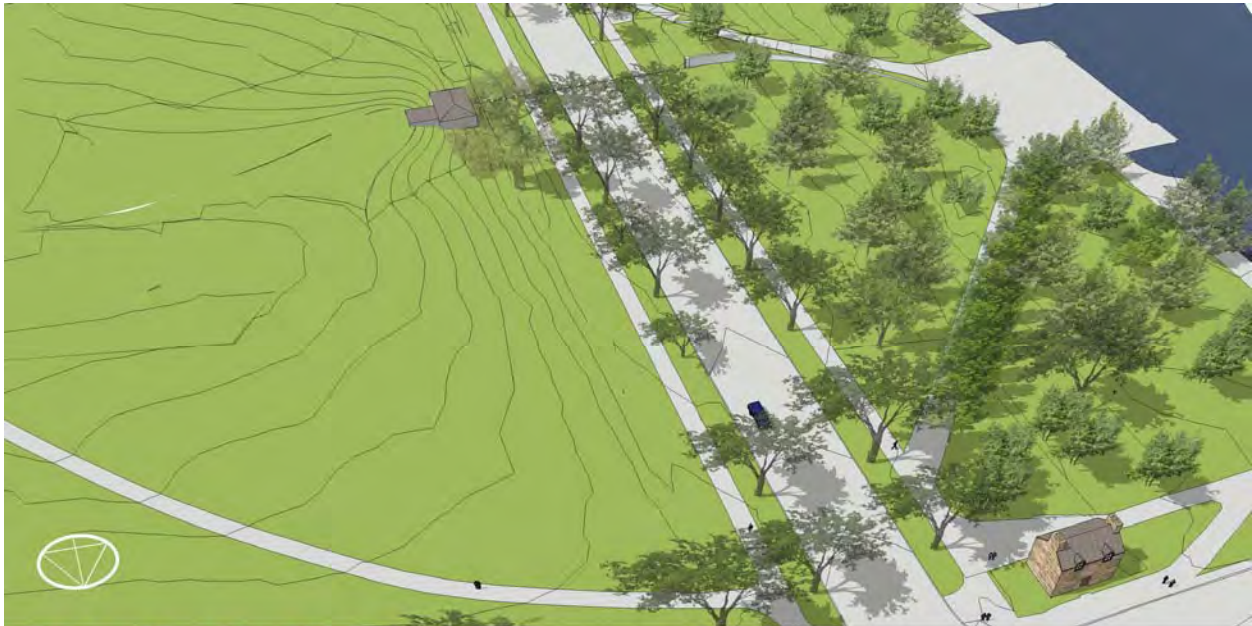
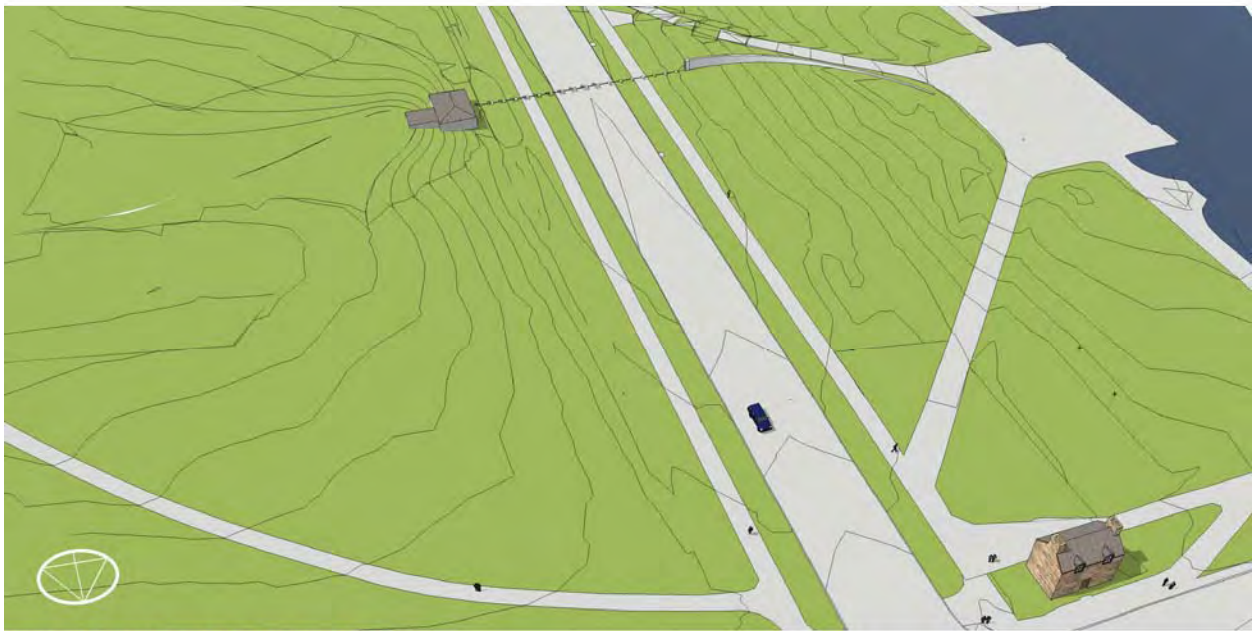


Figure C.92 – Alternative 3B Perspectives, Phase 1



Alternative 5: Aerial Oblique - Phase I With Tree Canopy



Alternative 5: Aerial Oblique - Phase I Without Tree Canopy

Figure C.93 – Alternative 3B Sections, Phase I



Figure C.94 – Alternative 3B View A, Phase 1



Alternative 5: View A - Phase I



Alternative 5: View A - Existing Conditions

Figure C.95 – Alternative 3B View B, Phase 1



Alternative 5: View B - Phase I



Alternative 5: View B - Existing Conditions

Figure C.96 – Alternative 3B View C, Phase 1



Alternative 5: View C - Phase I



Alternative 5: View C - Existing Conditions

Figure C.97 – Alternative 3B View D, Phase 1



Alternative 5: View D - Phase I



Alternative 5: View D - Existing Conditions

Figure C.98 – Alternative 3B View E, Phase 1



Alternative 5: View E - Phase I



Alternative 5: View E - Existing Conditions

Figure C.99 – Alternative 3B Site Plan 1, Phase 2

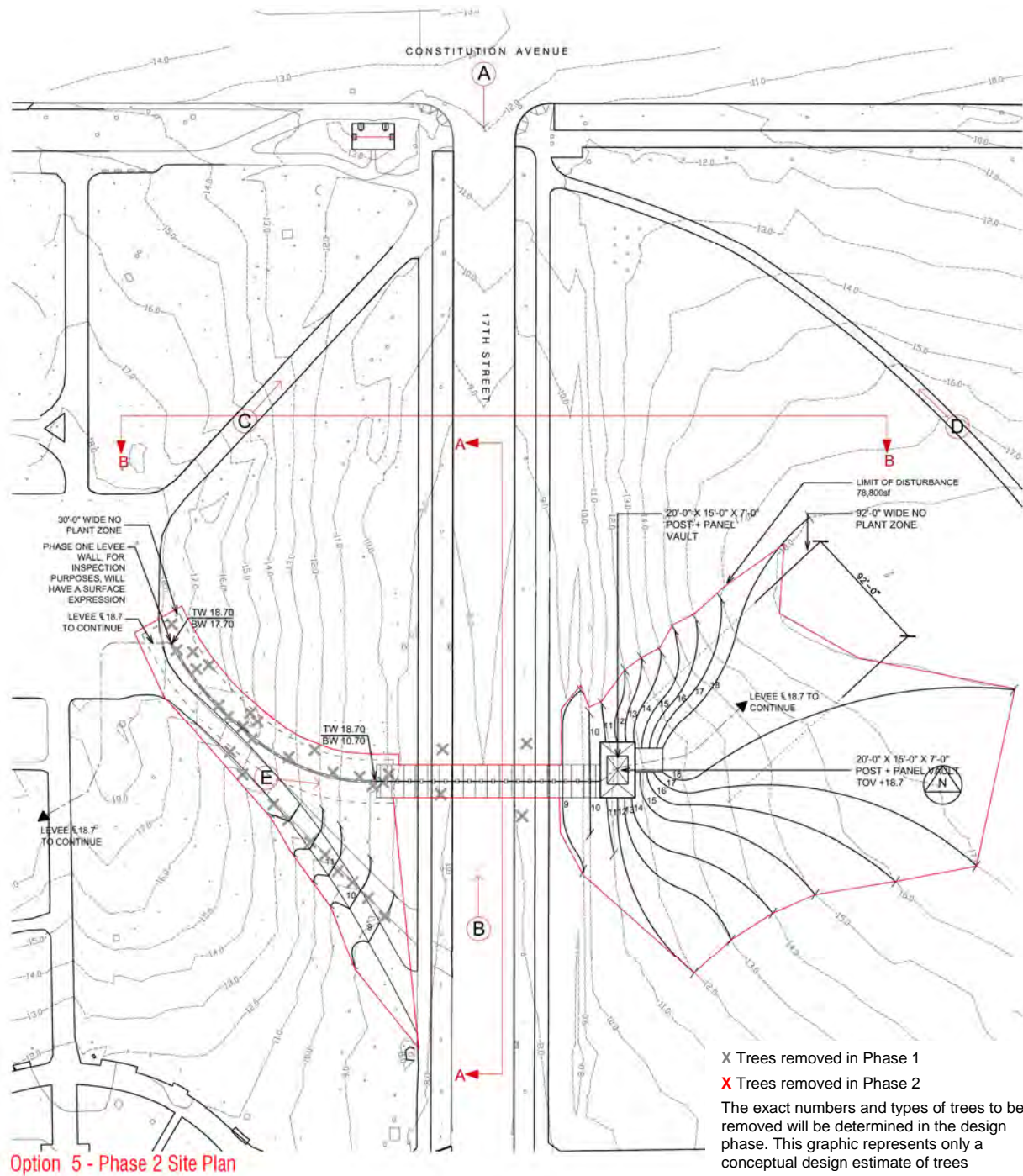


Figure C.100 – Alternative 3B Rendering, Phase 2



Option 5 - Rendered Plan

Figure C.101 – Alternative 3B Perspectives, Phase 2



Alternative 5: Aerial Oblique - Phase II With Tree Canopy



Alternative 5: Aerial Oblique - Phase II Without Tree Canopy

Figure C.102 – Alternative 3B Sections, Phase 2



Alternative 5: Section A looking West - Phase II



Alternative 5: Section B looking South - Phase II

Figure C.103 – Alternative 3B View A, Phase 2



Alternative 5: View A - Phase II




Alternative 5: View A - Existing Conditions

Figure C.104 – Alternative 3B View B, Phase 2



Alternative 5: View B - Phase II



Alternative 5: View B - Existing Conditions

Figure C.105 – Alternative 3B View C, Phase 2



Alternative 5: View C - Phase II



Alternative 5: View C - Existing Conditions

Figure C.106 – Alternative 3B View D, Phase 2



Alternative 5: View D - Phase II



Alternative 5: View D - Existing Conditions

Figure C.107 – Alternative 3B Site View E, Phase 2



Alternative 5: View E - Phase II



Alternative 5: View E - Existing Conditions

[This page intentionally left blank]