



Stamped Concrete Landings and Concrete Steps in Good Condition

Railing and Seating at the Top of Uncle Tom's Staircase



On-going Tread Replacement



New Railing Detail at Base of Uncle Tom's Staircase



Natural Boulder Edge Detail to Stabilize Asphalt Trail



# UNCLE TOM'S STAIRCASE

The Grand Canyon of the Yellowstone  
Overlooks and Trails

Schematic Design





## STRINGERS



Typical stringer welded splice detail



Paint system deterioration and corrosion on stringers



Typical stringer welded splice detail



Paint system deterioration and corrosion on stringers



Paint system deterioration and corrosion on stringers

## TREADS AND TREAD SUPPORTS



Damaged / bent stair treads



Damaged stair tread support

## RAILINGS



Missing intermediate railing near pier 18



Railing weld cracking at piers 18 and 27



Railing weld cracking at piers 18 and 27



# UNCLE TOM'S STAIRS


The Grand Canyon of the Yellowstone  
Overlooks and Trails

Schematic Design








CROSS BEAMS



ROCK ANCHORS




POSTS / FOUNDATIONS



UNCLE TOM'S STAIRS

The Grand Canyon of the Yellowstone  
Overlooks and Trails Concepts

Schematic Design







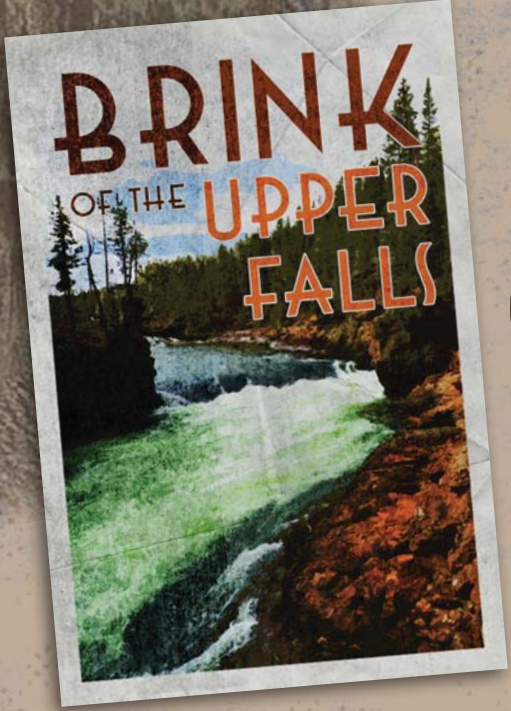
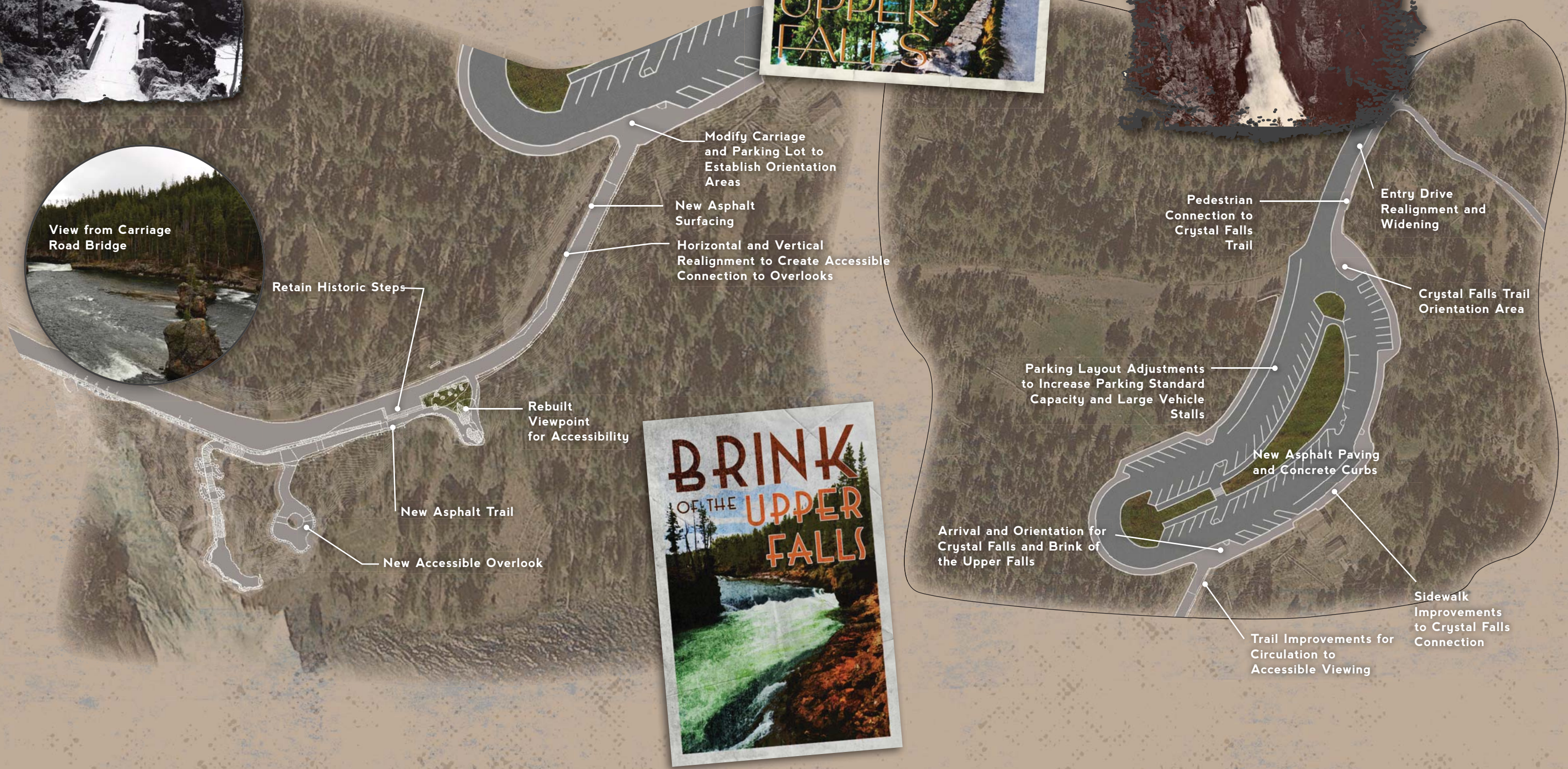
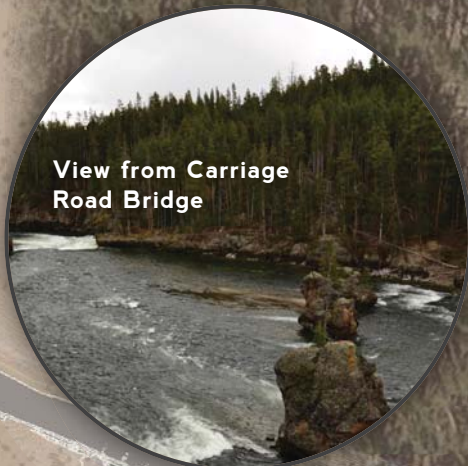
# BRINK OF THE UPPER FALLS

The Grand Canyon of the Yellowstone  
Overlooks and Trails

Schematic Design







# BRINK OF THE UPPER FALLS

The Grand Canyon of the Yellowstone  
Overlooks and Trails


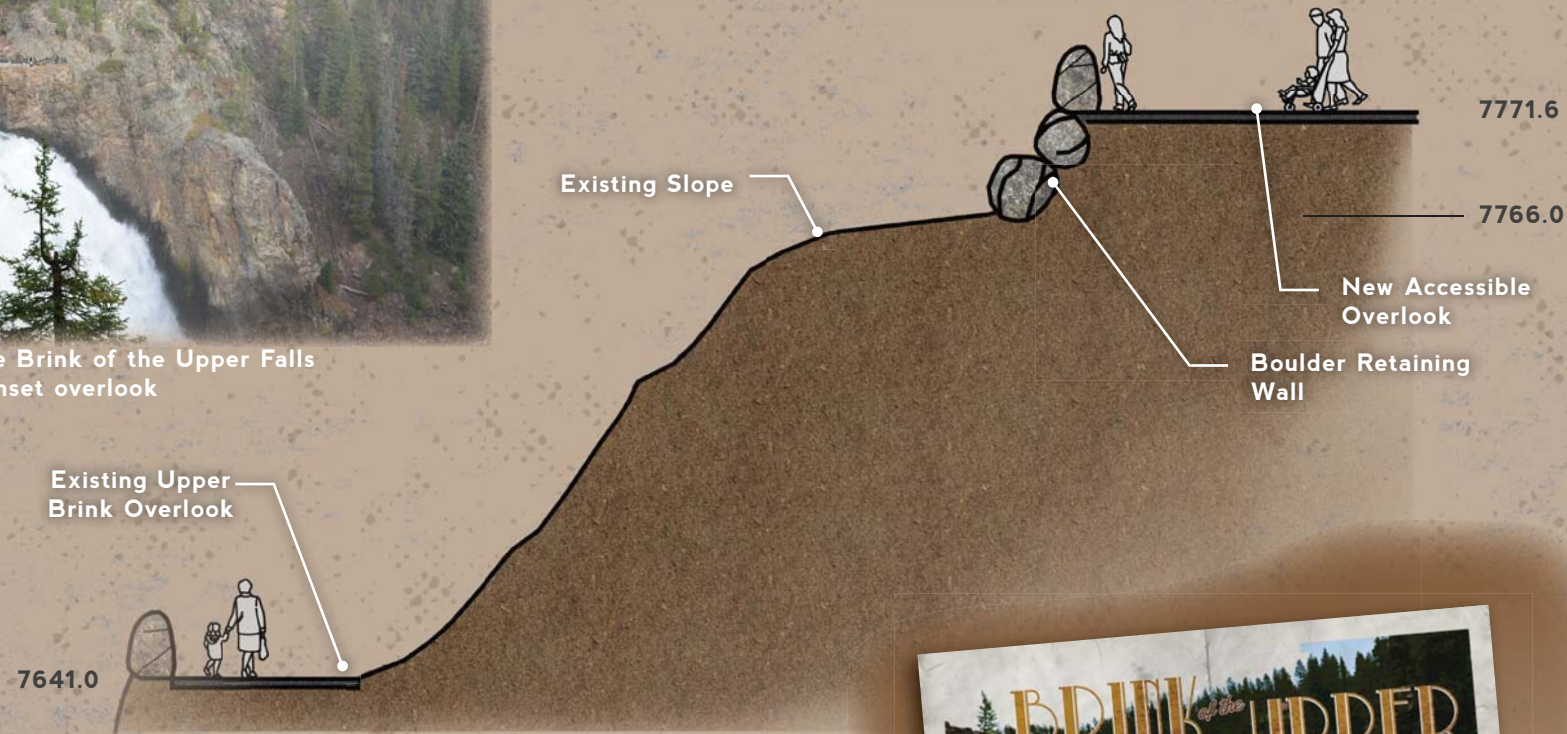
Schematic Design







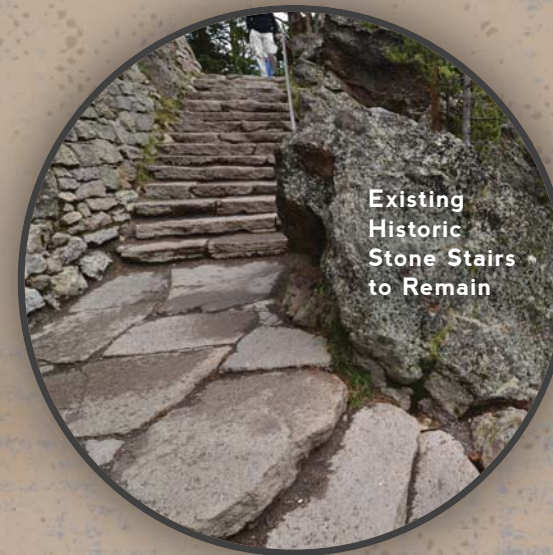
Visualization of the Brink of the Upper Falls Overlooks from sunset overlook



Identifying Historic Boulder Locations within the Overlook Barrier



Matching Historic Boulder Locations within the Existing Wall Assembly



Visualization of the proposed edge barrier wall assembly and new railing



Existing Brink of the Upper Falls Overlook



# BRINK OF THE UPPER FALLS

The Grand Canyon of the Yellowstone Overlooks and Trails

Schematic Design

