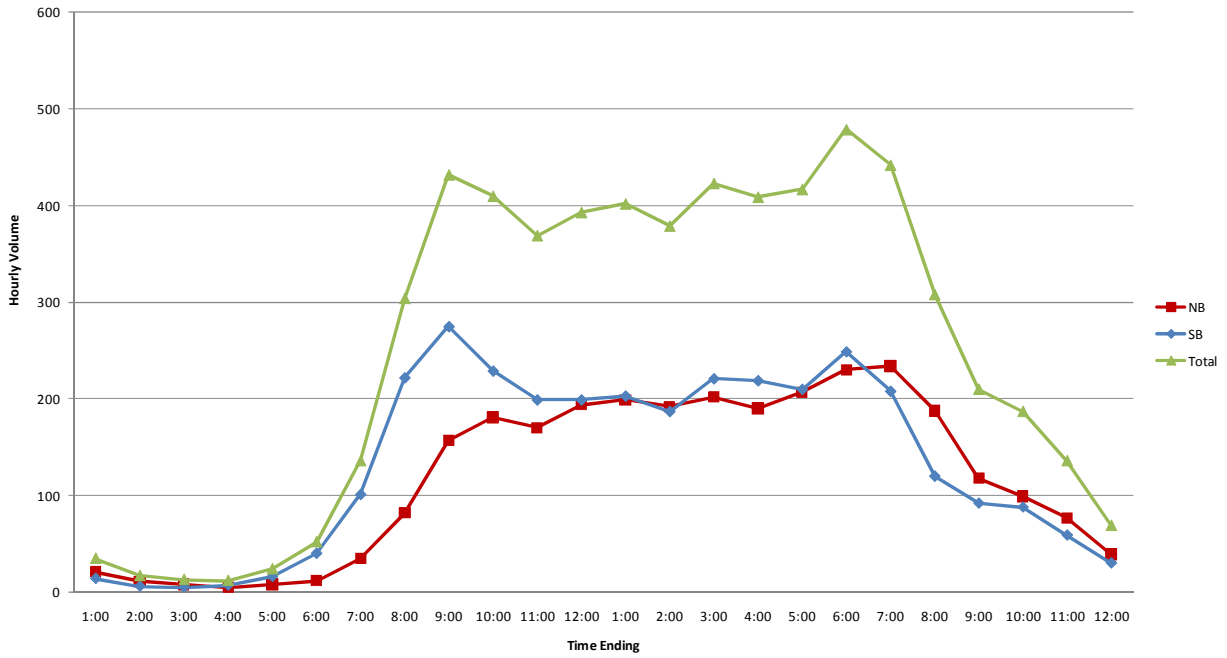
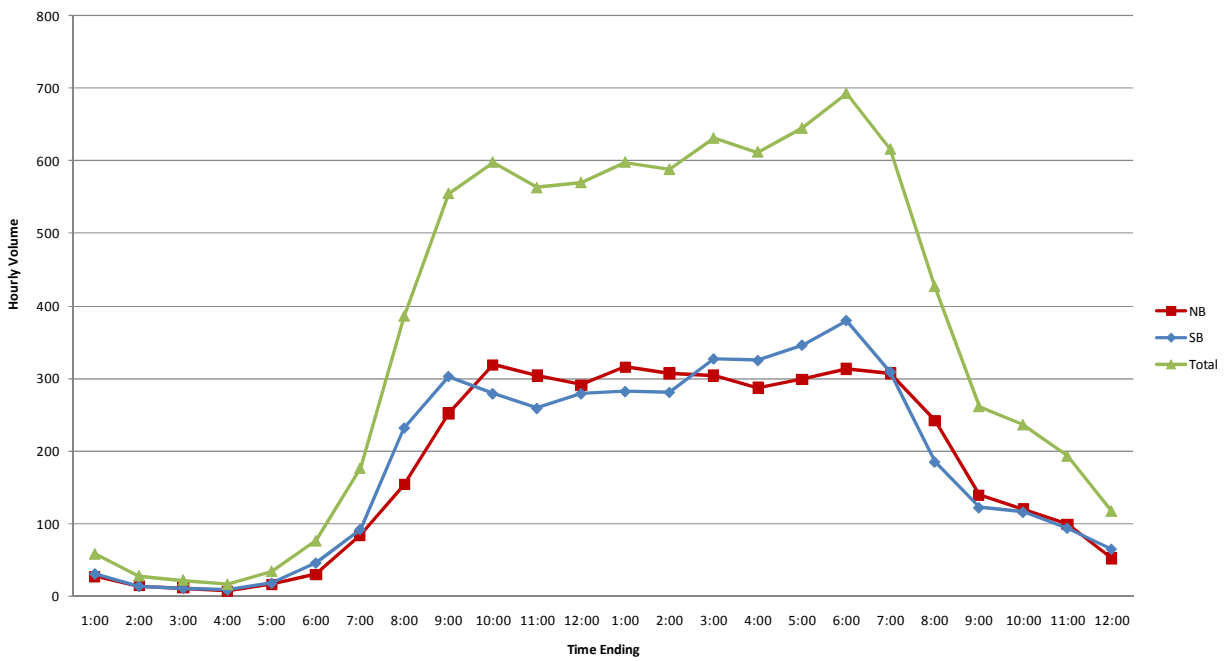


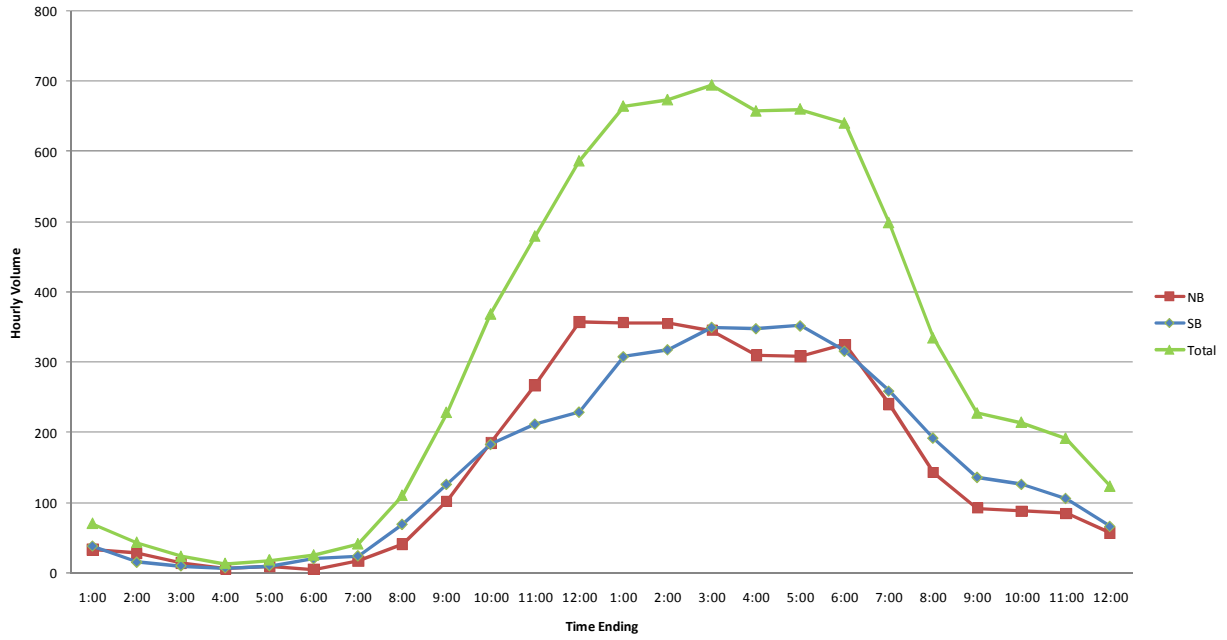
**Alexander Avenue North of Danes Drive  
Weekday Average Hourly Traffic**



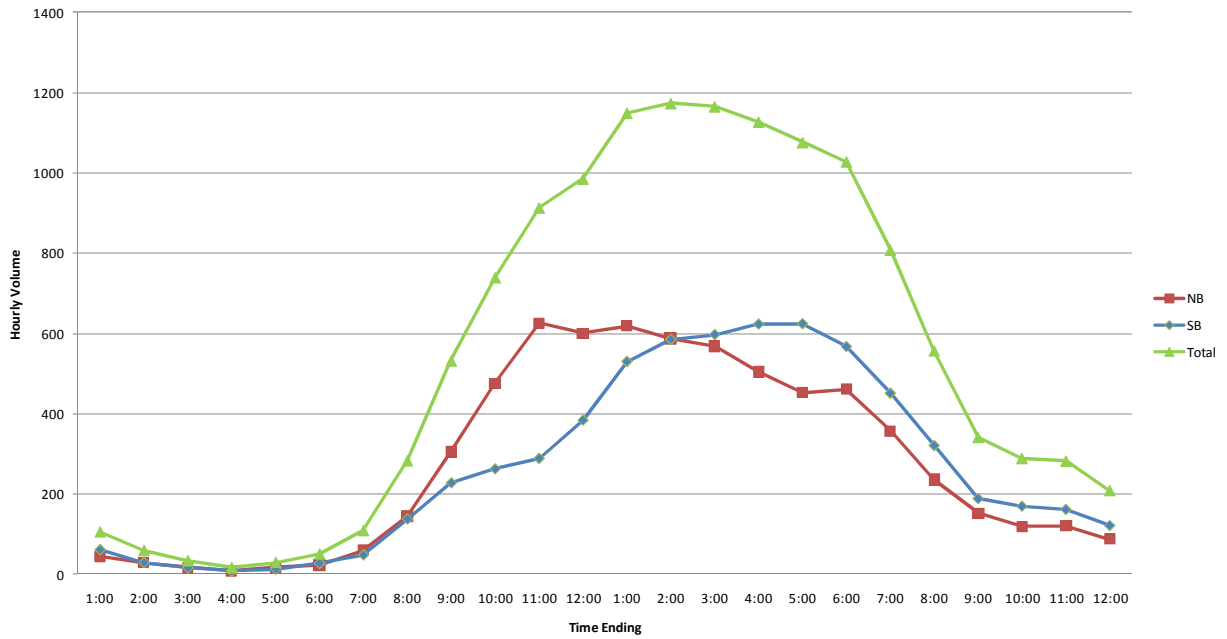
**Alexander Avenue South of Danes Drive  
Weekday Average Hourly Traffic**

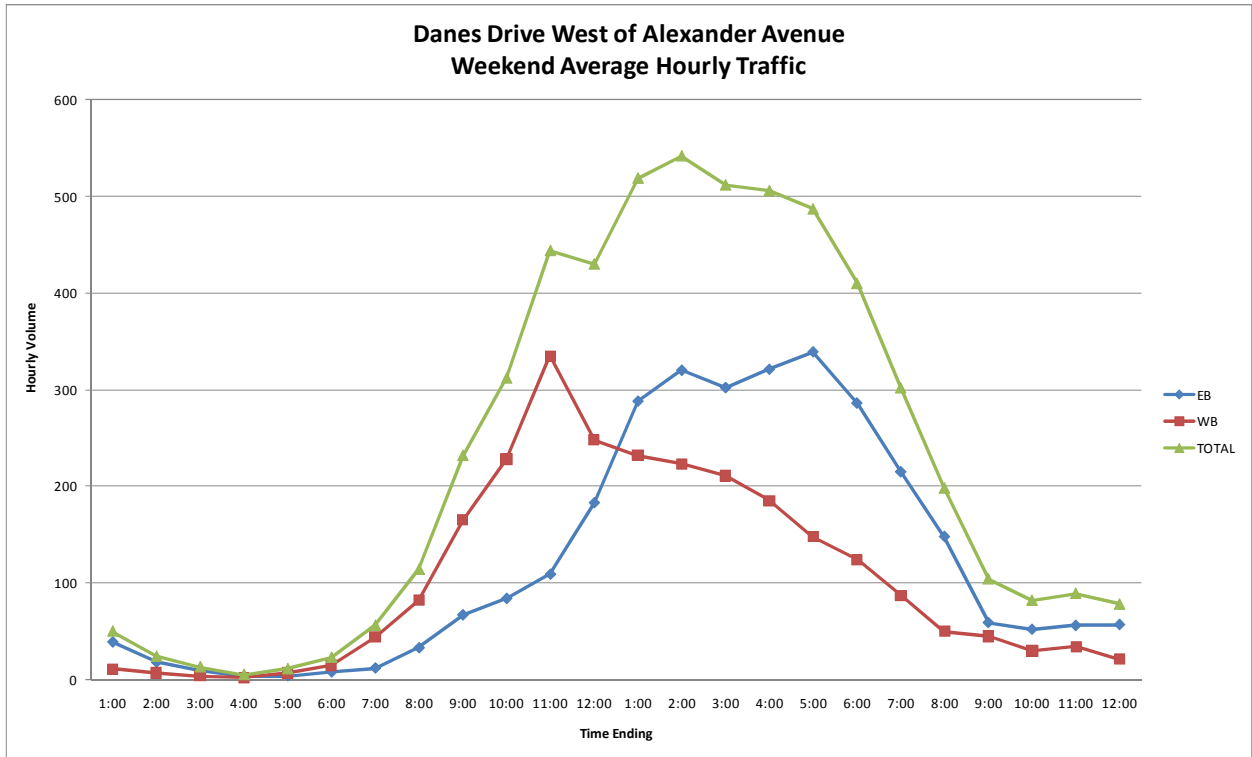
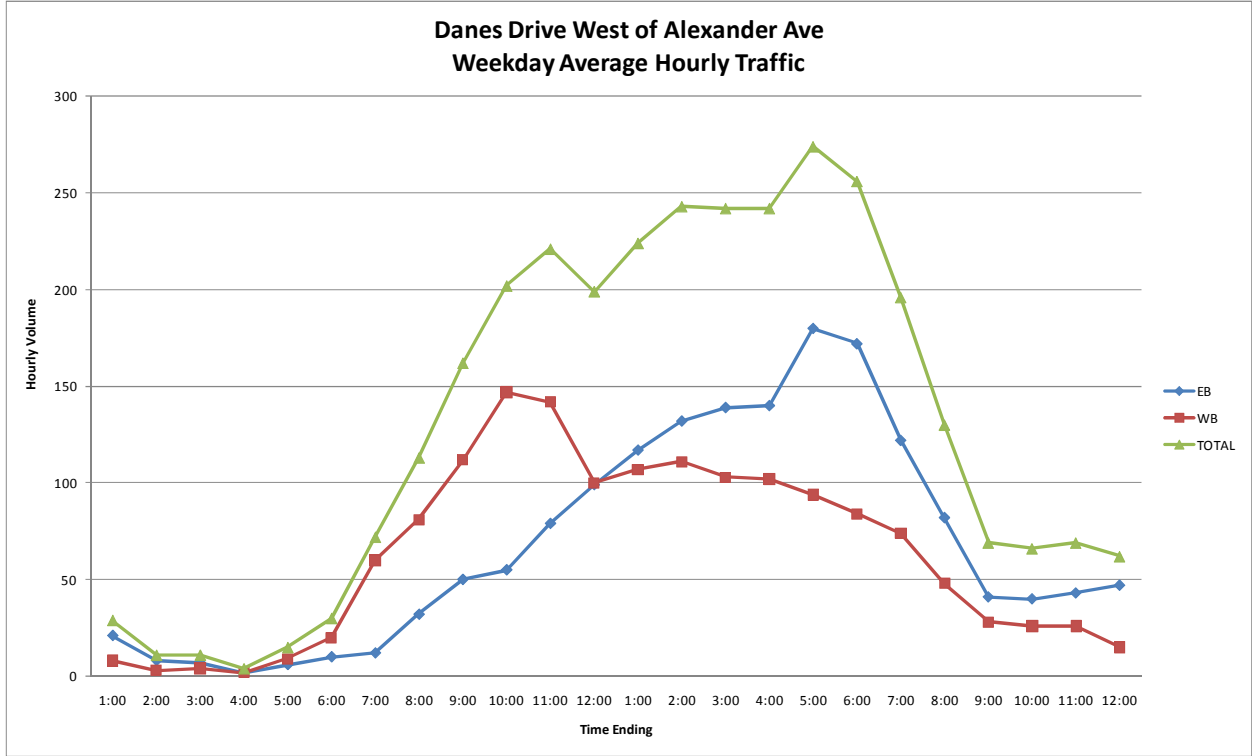


**Alexander Avenue North of Danes Drive**  
Weekend Average Hourly Traffic



**Alexander Avenue South of Danes Drive**  
Weekend Average Hourly Traffic





	Thursday 9/30/2010			Friday 10/1/2010			Saturday 10/2/2010			Sunday 10/3/2010			Monday 10/4/2010			Tuesday 10/5/2010			Wednesday 10/6/2010			Weekday Average			Weekend Average			Weekly Averages		
	EB	WB	Total	EB	WB	Total	EB	WB	Total	EB	WB	Total	EB	WB	Total	EB	WB	Total	EB	WB	Total	EB	WB	Total	EB	WB	Total	EB	WB	Total
	12-1 AM	22	19	41	34	14	48	43	31	74	61	30	91	16	6	22	13	11	24	16	11	27	20	12	32	52	31	83	36	21
1-2 AM	19	5	24	11	5	16	26	12	38	21	18	39	6	8	14	6	3	9	7	3	10	10	5	15	24	15	39	17	10	27
2-3 AM	3	3	6	4	5	9	14	14	28	22	17	39	6	6	12	6	3	9	6	3	9	5	4	9	18	16	34	12	10	21
3-4 AM	7	8	15	9	5	14	7	12	19	3	3	6	7	6	13	5	5	10	3	11	14	6	7	13	5	8	13	6	7	13
4-5 AM	9	17	26	5	13	18	8	7	15	9	5	14	5	16	21	5	17	22	11	16	27	7	16	23	9	6	15	8	11	19
5-6 AM	18	40	58	15	22	37	15	23	38	5	14	19	11	35	46	13	36	49	10	26	36	13	32	45	10	19	29	12	25	37
6-7 AM	55	130	185	32	99	131	31	30	61	16	22	38	33	123	156	56	128	184	38	114	152	43	119	162	24	26	50	33	72	106
7-8 AM	106	256	362	95	234	329	91	70	161	45	56	101	106	232	338	101	284	385	100	231	331	102	247	349	68	63	131	85	155	240
8-9 AM	165	281	446	186	293	479	180	129	309	96	87	183	183	283	466	182	298	480	178	309	487	179	293	472	138	108	246	158	200	359
9-10 AM	233	277	510	190	248	438	250	215	465	157	162	319	197	216	413	202	264	466	241	275	516	213	256	469	204	189	392	208	222	430
10-11 AM	221	210	431	236	220	456	352	256	608	269	210	479	189	208	397	233	212	445	259	210	469	228	212	440	311	233	544	269	223	492
11-12 PM	234	267	501	309	225	534	377	288	665	367	274	641	258	201	459	250	201	451	270	255	525	264	230	494	372	281	653	318	255	574
12-1 PM	284	256	540	351	283	634	453	329	782	383	292	675	303	222	525	393	221	614	324	240	564	331	244	575	418	311	729	375	277	652
1-2 PM	283	228	511	331	270	601	447	356	803	328	350	678	286	222	508	285	229	514	263	246	509	290	239	529	388	353	741	339	296	635
2-3 PM	260	262	522	289	307	596	349	362	711	326	329	655	261	264	525	250	271	521	293	287	580	271	278	549	338	346	683	304	312	616
3-4 PM	283	279	562	296	304	600	346	394	740	322	370	692	244	239	483	266	260	526	250	259	509	268	268	536	334	382	716	301	325	626
4-5 PM	263	303	566	306	321	627	297	413	710	295	334	629	283	236	519	237	269	506	249	265	514	268	279	546	296	374	670	282	326	608
5-6 PM	292	313	605	306	476	782	266	405	671	280	342	622	280	300	580	326	289	615	292	277	569	299	331	630	273	374	647	286	352	638
6-7 PM	318	323	641	301	650	951	289	292	581	225	273	498	287	263	550	312	268	580	331	275	606	310	356	666	257	283	540	283	319	603
7-8 PM	171	179	350	241	241	482	199	224	423	147	174	321	196	147	343	216	135	351	197	151	348	204	171	375	173	199	372	189	185	373
8-9 PM	134	125	259	154	163	317	141	157	298	104	121	225	104	88	192	126	89	215	126	101	227	129	113	242	123	139	262	126	126	252
9-10 PM	109	107	216	104	131	235	109	178	287	84	107	191	65	108	173	93	115	208	107	106	213	96	113	209	97	143	239	96	128	224
10-11 PM	95	70	165	99	121	220	84	135	219	56	56	112	49	43	92	75	64	139	87	66	153	81	73	154	70	96	166	76	84	160
11-12 AM	64	36	100	107	62	169	71	84	155	22	33	55	39	26	65	43	37	80	55	36	91	62	39	101	47	59	105	54	49	103
Totals	3648	3994	7642	4011	4712	8723	4445	4416	8861	3643	3679	7322	3414	3498	6912	3694	3709	7403	3713	3773	7486	3696	3937	7633	4044	4048	8092	3870	3992	7862

**Alexander Avenue  
Bicycle and Pedestrian Counts**

	Thursday 9/30/2010						Saturday 10/2/2010					
	Eastbound		Westbound		Total		Eastbound		Westbound		Total	
	Peds	Bikes	Peds	Bikes	Peds	Bikes	Peds	Bikes	Peds	Bikes	Peds	Bikes
7:00	0	8	0	12	0	20	0	2	1	3	1	5
7:15	2	6	0	12	2	18	3	7	4	3	7	10
7:30	0	8	0	26	0	34	2	11	1	8	3	19
7:45	0	3	1	24	1	27	1	6	2	7	3	13
8:00	0	10	0	22	0	32	1	13	0	9	1	22
8:15	0	6	0	12	0	18	8	42	1	3	9	45
8:30	2	10	0	8	2	18	3	20	0	10	3	30
8:45	0	8	0	7	0	15	1	82	0	9	1	91
9:00	0	8	0	12	0	20	17	23	0	9	17	32
9:15	0	11	0	6	0	17	5	17	0	11	5	28
9:30	0	10	0	6	0	16	9	39	5	26	14	65
9:45	0	16	0	12	0	28	6	50	1	10	7	60
10:00	0	13	1	4	1	17	2	67	1	14	3	81
10:15	0	9	1	5	1	14	1	20	1	9	2	29
10:30	0	7	1	3	1	10	0	38	0	19	0	57
10:45	0	12	0	4	0	16	0	32	3	35	3	67
11:00	0	9	0	4	0	13	2	38	0	43	2	81
11:15	0	11	0	5	0	16	2	24	1	41	3	65
11:30	0	16	0	11	0	27	13	33	0	25	13	58
11:45	0	31	1	4	1	35	11	31	0	51	11	82
12:00	0	31	0	11	0	42	11	30	1	50	12	80
12:15	12	31	0	10	12	41	5	29	0	38	5	67
12:30	0	39	3	4	3	43	15	28	0	39	15	67
12:45	0	22	0	4	0	26	8	28	0	38	8	66
13:00	2	13	2	7	4	20	8	45	0	50	8	95
13:15	1	24	2	3	3	27	1	15	2	39	3	54
13:30	0	16	0	3	0	19	13	24	0	44	13	68
13:45	0	21	1	8	1	29	8	43	2	54	10	97
14:00	2	28	4	8	6	36	5	21	4	41	9	62
14:15	0	35	2	9	2	44	6	20	1	46	7	66
14:30	2	18	0	11	2	29	3	16	0	25	3	41
14:45	0	10	0	10	0	20	11	20	1	19	12	39
15:00	0	20	0	11	0	31	1	11	5	33	6	44
15:15	0	15	1	5	1	20	3	6	3	19	6	25
15:30	3	27	0	6	3	33	4	22	2	21	6	43
15:45	0	52	1	5	1	57	9	35	7	21	16	56
16:00	0	16	0	6	0	22	7	31	6	23	13	54
16:15	1	20	0	7	1	27	9	25	0	10	9	35
16:30	0	12	0	8	0	20	1	14	0	18	1	32
16:45	0	21	0	10	0	31	9	20	1	17	10	37
17:00	0	12	0	6	0	18	4	19	1	14	5	33
17:15	0	12	0	5	0	17	3	13	1	9	4	22
17:30	0	17	0	7	0	24	1	18	2	6	3	24
17:45	1	23	0	8	1	31	9	15	0	14	9	29
18:00	0	32	0	9	0	41	1	3	0	8	1	11
18:15	0	18	0	9	0	27	3	8	0	9	3	17
18:30	0	17	1	4	1	21	0	4	0	3	0	7
18:45	0	9	0	6	0	15	0	1	0	9	0	10
<b>Totals</b>	28	823	22	399	50	1222	245	1159	60	1062	305	2221

**Alexander Avenue  
Bicycle and Pedestrian Counts**

	Thursday 9/30/2010						Saturday 10/2/2010					
	Eastbound		Westbound		Total		Eastbound		Westbound		Total	
	Peds	Bikes	Peds	Bikes	Peds	Bikes	Peds	Bikes	Peds	Bikes	Peds	Bikes
7:00	0	8	0	12	0	20	0	2	1	3	1	5
7:15	2	6	0	12	2	18	3	7	4	3	7	10
7:30	0	8	0	26	0	34	2	11	1	8	3	19
7:45	0	3	1	24	1	27	1	6	2	7	3	13
	<b>2</b>	<b>25</b>	<b>1</b>	<b>74</b>	<b>3</b>	<b>99</b>	<b>6</b>	<b>26</b>	<b>8</b>	<b>21</b>	<b>14</b>	<b>47</b>
8:00	0	10	0	22	0	32	1	13	0	9	1	22
8:15	0	6	0	12	0	18	8	42	1	3	9	45
8:30	2	10	0	8	2	18	3	20	0	10	3	30
8:45	0	8	0	7	0	15	1	82	0	9	1	91
	<b>2</b>	<b>34</b>	<b>0</b>	<b>49</b>	<b>2</b>	<b>83</b>	<b>13</b>	<b>157</b>	<b>1</b>	<b>31</b>	<b>14</b>	<b>188</b>
9:00	0	8	0	12	0	20	17	23	0	9	17	32
9:15	0	11	0	6	0	17	5	17	0	11	5	28
9:30	0	10	0	6	0	16	9	39	5	26	14	65
9:45	0	16	0	12	0	28	6	50	1	10	7	60
	<b>0</b>	<b>45</b>	<b>0</b>	<b>36</b>	<b>0</b>	<b>81</b>	<b>37</b>	<b>129</b>	<b>6</b>	<b>56</b>	<b>43</b>	<b>185</b>
10:00	0	13	1	4	1	17	2	67	1	14	3	81
10:15	0	9	1	5	1	14	1	20	1	9	2	29
10:30	0	7	1	3	1	10	0	38	0	19	0	57
10:45	0	12	0	4	0	16	0	32	3	35	3	67
	<b>0</b>	<b>41</b>	<b>3</b>	<b>16</b>	<b>3</b>	<b>57</b>	<b>3</b>	<b>157</b>	<b>5</b>	<b>77</b>	<b>8</b>	<b>234</b>
11:00	0	9	0	4	0	13	2	38	0	43	2	81
11:15	0	11	0	5	0	16	2	24	1	41	3	65
11:30	0	16	0	11	0	27	13	33	0	25	13	58
11:45	0	31	1	4	1	35	11	31	0	51	11	82
	<b>0</b>	<b>67</b>	<b>1</b>	<b>24</b>	<b>1</b>	<b>91</b>	<b>28</b>	<b>126</b>	<b>1</b>	<b>160</b>	<b>29</b>	<b>286</b>
12:00	0	31	0	11	0	42	11	30	1	50	12	80
12:15	12	31	0	10	12	41	5	29	0	38	5	67
12:30	0	39	3	4	3	43	15	28	0	39	15	67
12:45	0	22	0	4	0	26	8	28	0	38	8	66
	<b>12</b>	<b>123</b>	<b>3</b>	<b>29</b>	<b>15</b>	<b>152</b>	<b>39</b>	<b>115</b>	<b>1</b>	<b>165</b>	<b>40</b>	<b>280</b>
13:00	2	13	2	7	4	20	8	45	0	50	8	95
13:15	1	24	2	3	3	27	1	15	2	39	3	54
13:30	0	16	0	3	0	19	13	24	0	44	13	68
13:45	0	21	1	8	1	29	8	43	2	54	10	97
	<b>3</b>	<b>74</b>	<b>5</b>	<b>21</b>	<b>8</b>	<b>95</b>	<b>30</b>	<b>127</b>	<b>4</b>	<b>187</b>	<b>34</b>	<b>314</b>
14:00	2	28	4	8	6	36	5	21	4	41	9	62
14:15	0	35	2	9	2	44	6	20	1	46	7	66
14:30	2	18	0	11	2	29	3	16	0	25	3	41
14:45	0	10	0	10	0	20	11	20	1	19	12	39
	<b>4</b>	<b>91</b>	<b>6</b>	<b>38</b>	<b>10</b>	<b>129</b>	<b>25</b>	<b>77</b>	<b>6</b>	<b>131</b>	<b>31</b>	<b>208</b>
15:00	0	20	0	11	0	31	1	11	5	33	6	44
15:15	0	15	1	5	1	20	3	6	3	19	6	25
15:30	3	27	0	6	3	33	4	22	2	21	6	43
15:45	0	52	1	5	1	57	9	35	7	21	16	56
	<b>3</b>	<b>114</b>	<b>2</b>	<b>27</b>	<b>5</b>	<b>141</b>	<b>17</b>	<b>74</b>	<b>17</b>	<b>94</b>	<b>34</b>	<b>168</b>
16:00	0	16	0	6	0	22	7	31	6	23	13	54
16:15	1	20	0	7	1	27	9	25	0	10	9	35
16:30	0	12	0	8	0	20	1	14	0	18	1	32
16:45	0	21	0	10	0	31	9	20	1	17	10	37
	<b>1</b>	<b>69</b>	<b>0</b>	<b>31</b>	<b>1</b>	<b>100</b>	<b>26</b>	<b>90</b>	<b>7</b>	<b>68</b>	<b>33</b>	<b>158</b>
17:00	0	12	0	6	0	18	4	19	1	14	5	33
17:15	0	12	0	5	0	17	3	13	1	9	4	22
17:30	0	17	0	7	0	24	1	18	2	6	3	24
17:45	1	23	0	8	1	31	9	15	0	14	9	29
	<b>1</b>	<b>64</b>	<b>0</b>	<b>26</b>	<b>1</b>	<b>90</b>	<b>17</b>	<b>65</b>	<b>4</b>	<b>43</b>	<b>21</b>	<b>108</b>
18:00	0	32	0	9	0	41	1	3	0	8	1	11
18:15	0	18	0	9	0	27	3	8	0	9	3	17
18:30	0	17	1	4	1	21	0	4	0	3	0	7
18:45	0	9	0	6	0	15	0	1	0	9	0	10
	<b>0</b>	<b>76</b>	<b>1</b>	<b>28</b>	<b>1</b>	<b>104</b>	<b>4</b>	<b>16</b>	<b>0</b>	<b>29</b>	<b>4</b>	<b>45</b>
<b>Totals</b>	<b>56</b>	<b>1570</b>	<b>43</b>	<b>770</b>	<b>99</b>	<b>2340</b>	<b>486</b>	<b>2302</b>	<b>120</b>	<b>2095</b>	<b>606</b>	<b>4397</b>