

MOBILITY

Reflective of how important mobility is to the character of Fire Island three of the highest rated images from this study come from this sub-category. Mobility includes all forms of transportation for both private and commercial uses on Fire Island.


The resultant image values are the calculated values as a result to the participants response to "How appropriate is the Image you are seeing, now and in the future, for Mobility on Fire Island."



See earlier notes.



See earlier notes.



See earlier notes.

Mobility

Hand-pulled cart

+8 (3)



Transporting luggage by hand-pulled cart.

+7 (3)



Another form of access to assist those who have difficulty walking.

+7 (3)



"Scooter" providing access for those who have difficulty walking.

Mobility

Water Taxi

+7 (4)



The water taxis and ferry system that serve the island was highly rated.

Mobility

Bicycle

+7 (5)



Bicycling is another type of non-motorized form of transport is also highly rated.

Mobility

Gasoline-powered cart (Polaris)

-2 (6)



Gas powered carts are motorized form of transport that is negatively rated, but due to the (6) standard deviation this image is considered controversial.

Mobility

Private boat

+5 (5)



Private boats are the last of the positively rated non controversial images in this sub-set.

Mobility

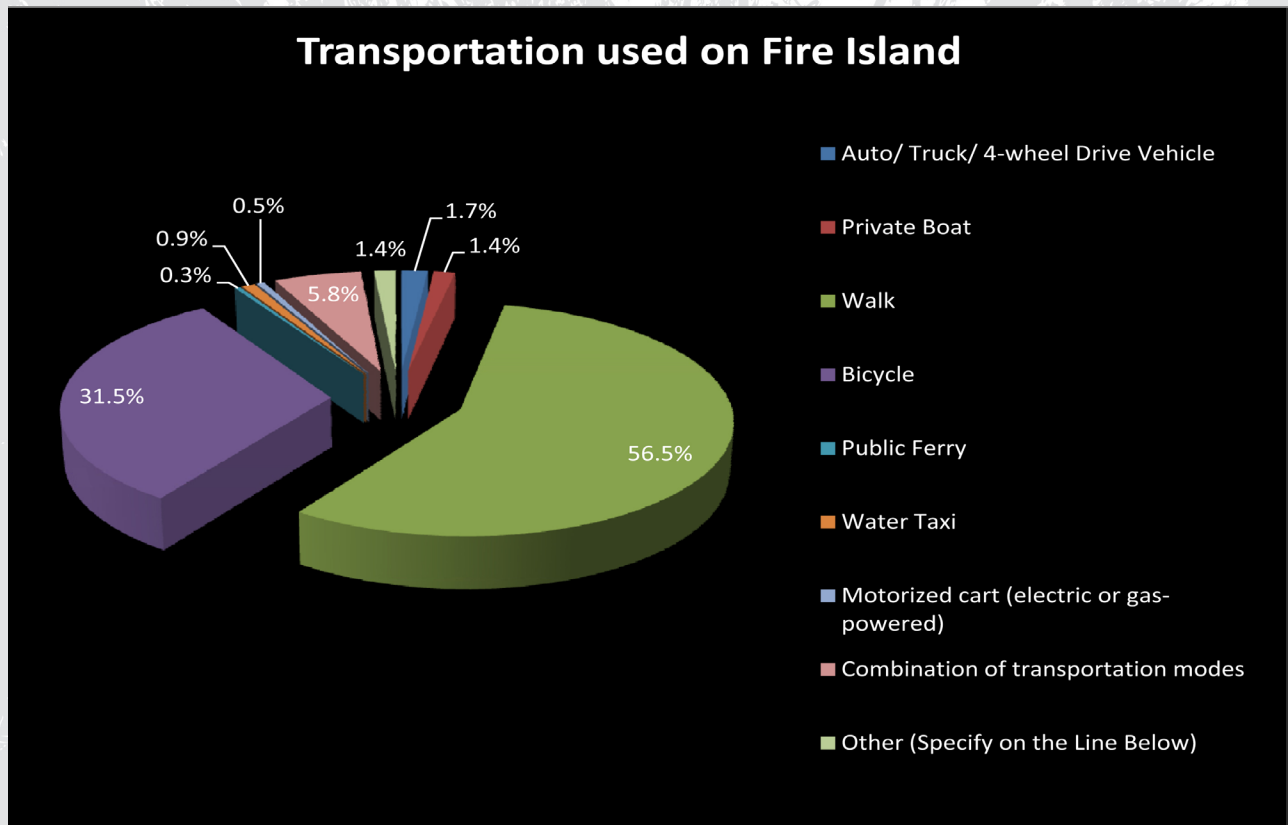
Personal vehicle

-4 (6)



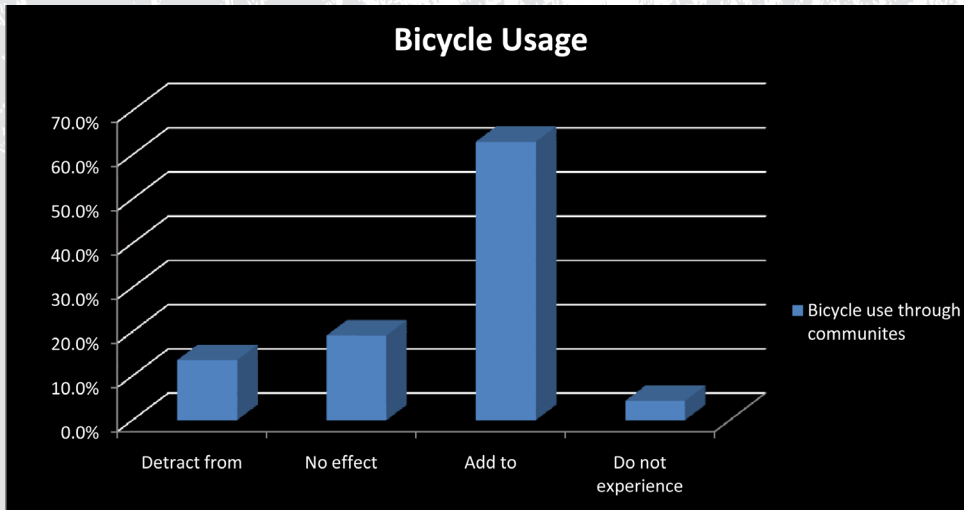
Private vehicles as of transport is the lowest rated image in this sub-set. This image is negatively rated, but due to the (6) standard deviation this image controversial.

12	What form of transportation do you use most often for travel once on the Island?		
1	Auto/ Truck/ 4-wheel Drive Vehicle	1.7%	10
2	Private Boat	1.4%	8
3	Walk	56.5%	323
4	Bicycle	31.5%	180
5	Public Ferry	0.3%	2
6	Water Taxi	0.9%	5
7	Motorized cart (electric or gas-powered)	0.5%	3
8	Combination of transportation modes	5.8%	33
9	Other (Specify on the Line Below)	1.4%	8
		100.0%	572



How do the following elements affect your experience on Fire Island?

58	Bicycle use through communities		
1	Detract from	13.4%	56
2	No effect	18.9%	79
3	Add to	62.2%	260
4	Do not experience	4.3%	18
		98.8%	413



59	How often do you use the water taxi between communities?		
1	Often	6.5%	27
2	Sometimes	33.7%	141
3	Seldom	39.2%	164
4	Never	19.6%	82
		99.0%	414

